

LIGHT LABORATORY, INC.

8165 E Kaiser Blvd. Anaheim, CA 92808

SHT 1 OF 1

Test #: L0410-1903

Date: 04/20/2010

Luminaire Photometric Performance LM-79-2008

Manufacturer:	ELATION LIGHTING
Model Number:	ELAR 108 PAR R

Total Lumens:	485.90
Input Power (W):	23.79
Input Current (Amp):	0.42
Input Power Factor:	0.47
Efficacy:	20.43
Color Rendering Index (CRI):	59.2
Correlated Color Temperature (CCT):	677
Chromaticity Ordinate x:	0.697
Chromaticity Ordinate y:	0.300

*Test data documentation on file and available upon request.

*All results in accordance to IESNA LM-79-2008: Approved Method for the Electrical and Photometric Testing of Solid-State Lighting.

A					JS	04/20/10
REV.	LOG NUMBER	REVISION DESCRIPTION	REVISION BY	CHECKED BY	APPROVED BY	DATE



IES FLOOD REPORT
PHOTOMETRIC FILENAME : L04101903.IES

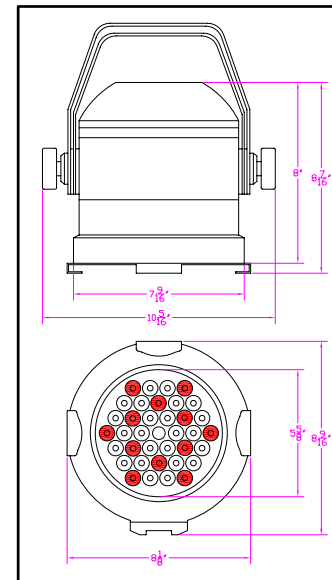
DESCRIPTIVE INFORMATION (From Photometric File)

IESNA:LM-63-2002
[TEST] L0410-1903
[TESTLAB] LIGHT LABORATORY INC
[ISSUEDATE] 4/20/2010
[MANUFAC] ELATION LIGHTING
[LUMCAT] ELAR 108 PAR R
[LUMINAIRE] 7-9/16"DIA. X 8"H. HIGH POWER RGBW LED PAR
[MORE] 12 RED LEDS, 9 GREEN LEDS, 9 BLUE LEDS AND 6 COOL WHITE LEDS W/20 DEG. OPTIC
[MORE] ONLY RED LEDS ARE ON, FLAT TEMPERED GLASS LENS
[BALLAST] 100-240VAC 50/60Hz
[LAMPPOSITION] 0,0
[LAMPCAT] RED, GREEN, BLUE AND COOL WHITE LED
[OTHER] INDICATING THE CANDELA VALUES ARE ABSOLUTE AND
[MORE] SHOULD NOT BE FACTORED FOR DIFFERENT LAMP RATINGS.
[_INPUT] 120VAC, 23.79W
[_TEST PROCEDURE] IESNA:LM-79-08

Note: Candela values converted from Type-C to Type-B

CHARACTERISTICS

IES NEMA Type	2 H x 2 V
Maximum Candela	7786
Maximum Candela Angle	0H 0V
Horizontal Beam Angle (50%)	10.9
Vertical Beam Angle (50%)	10.9
Horizontal Field Angle (10%)	21.7
Vertical Field Angle (10%)	21.7
Lumens Per Lamp	N.A. (absolute)
Total Lamp Lumens	N.A. (absolute)
Beam Lumens	144
Beam Efficiency	N.A.
Field Lumens	307
Field Efficiency	N.A.
Spill Lumens	179
Luminaire Lumens	486
Total Efficiency	N.A.
Total Luminaire Watts	23.79
Ballast Factor	1.00

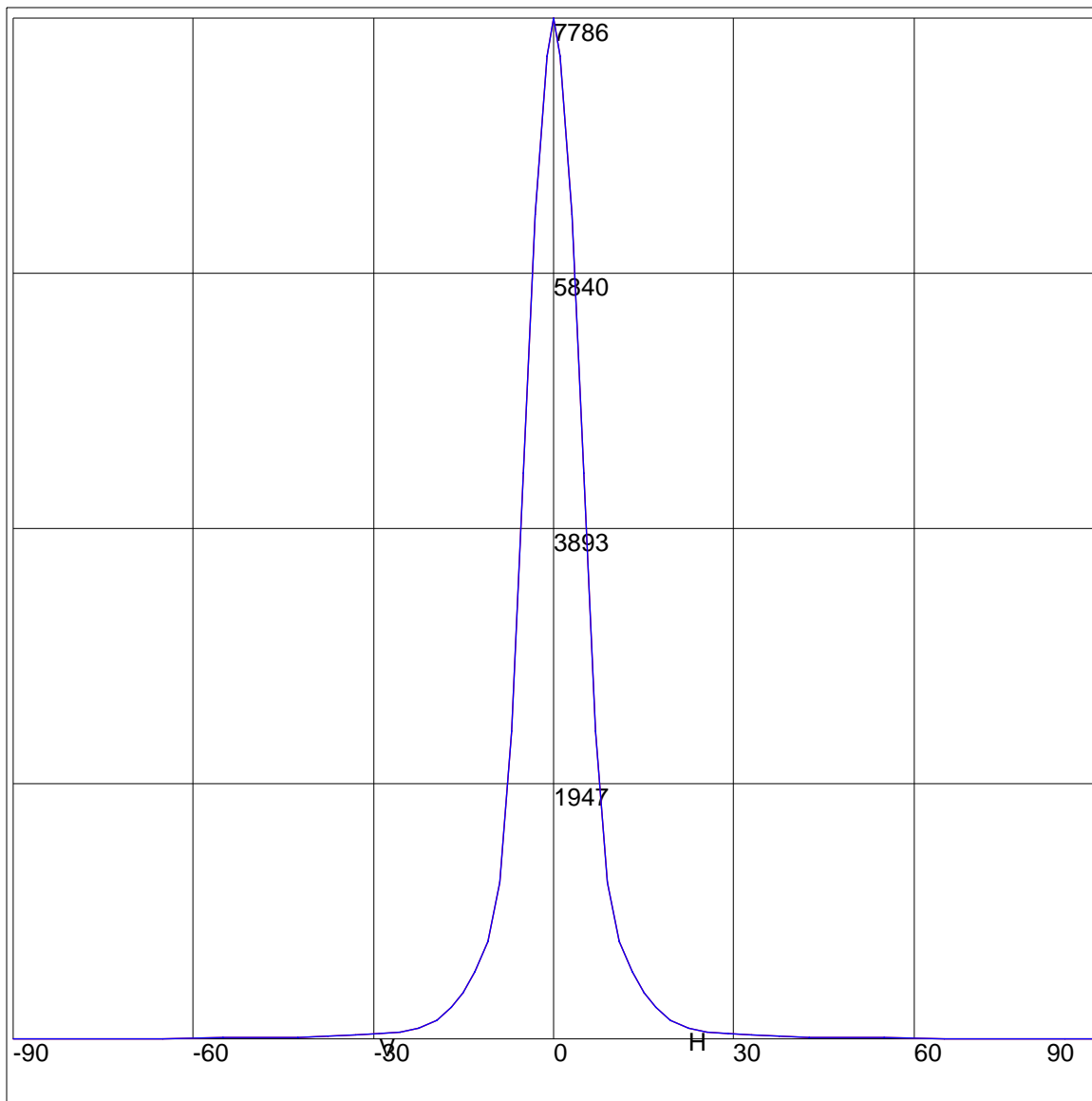


IES FLOOD REPORT
PHOTOMETRIC FILENAME : L04101903.IES

AXIAL CANDELA

DEG.	HOR.	DEG.	VERT.
90	0	90	0
85	5	85	5
75	6	75	6
65	9	65	9
55	12	55	12
47.5	15	47.5	15
42.5	18	42.5	18
37.5	23	37.5	23
33	31	33	31
29	42	29	42
25.5	57	25.5	57
22.5	80	22.5	80
19.5	141	19.5	141
17	241	17	241
15	355	15	355
13	513	13	513
11	742	11	742
9	1197	9	1197
7	2349	7	2349
5	4319	5	4319
3	6289	3	6289
1	7497	1	7497
0	7786	0	7786
-1	7497	-1	7497
-3	6289	-3	6289
-5	4319	-5	4319
-7	2349	-7	2349
-9	1197	-9	1197
-11	742	-11	742
-13	513	-13	513
-15	355	-15	355
-17	241	-17	241
-19.5	141	-19.5	141
-22.5	80	-22.5	80
-25.5	57	-25.5	57
-29	42	-29	42
-33	31	-33	31
-37.5	23	-37.5	23
-42.5	18	-42.5	18
-47.5	15	-47.5	15
-55	12	-55	12
-65	9	-65	9
-75	6	-75	6
-85	5	-85	5
-90	0	-90	0

AXIAL CANDELA DISPLAY

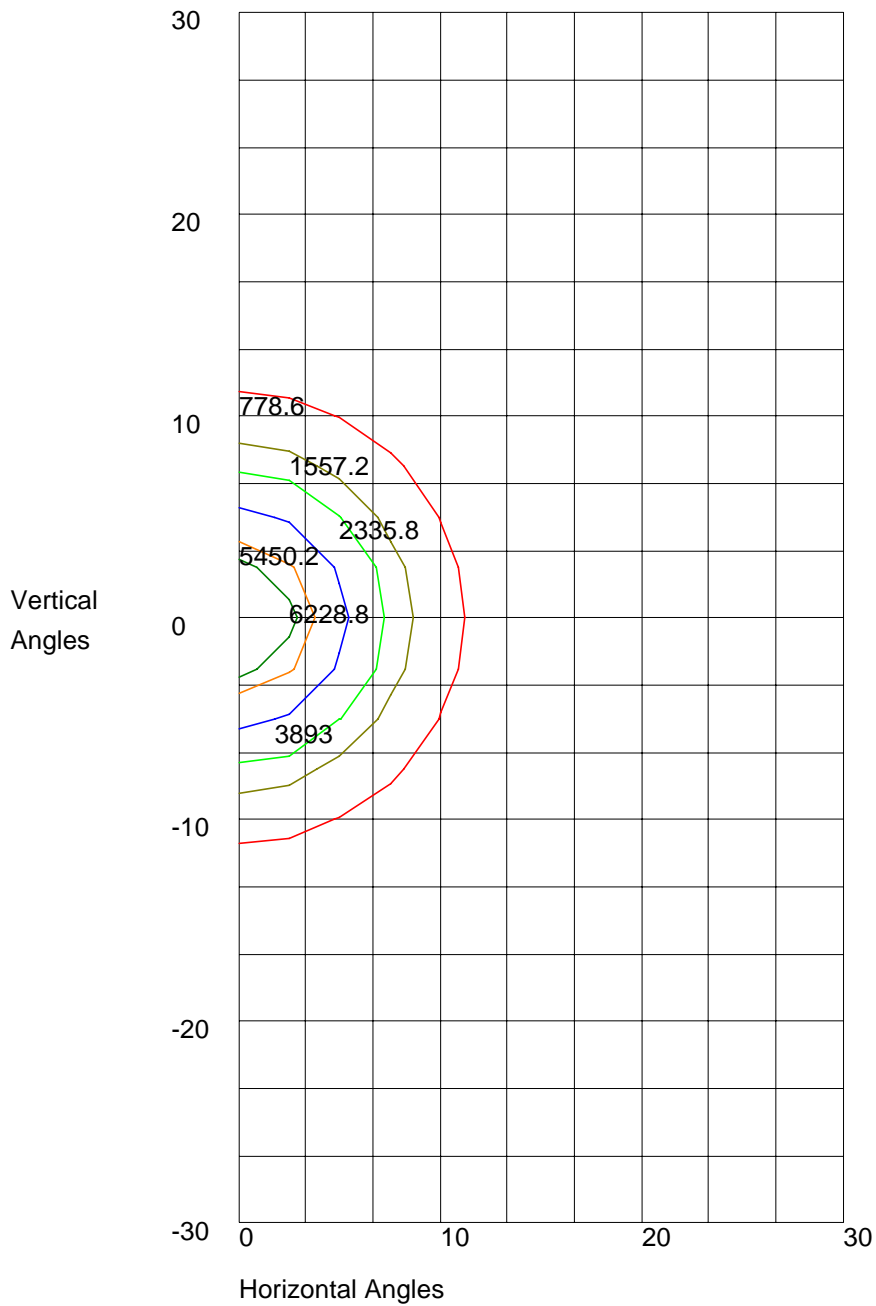


Maximum Candela = 7786 Located At Horizontal Angle = 0, Vertical Angle = 0

H - Horizontal Axial Candela

V - Vertical Axial Candela

ISOCANDELA CURVES



Maximum Candela = 7786 Located At Horizontal Angle = 0, Vertical Angle = 0
50% Maximum Candela = 3893
10% Maximum Candela = 778.6